

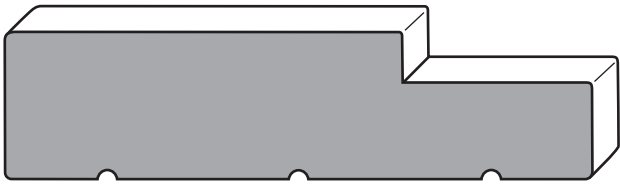
ABS - AMERICAN BUILDING SUPPLY, INC.

INDEX

Pages

SOLID PINE	2-3
FJ PINE FRAMES, JAMBS, & STOP	4-5
FJ PINE CASING, BASE	6
FJ PINE MISCELLANEOUS	7-8
FJ PRIMED FRAMES	9
FJ PRIMED JAMBS, STOP	10
FJ PRIMED BRICKMOULD, STUCCO	10
FJ PRIMED CASING	11-13
FJ PRIMED BASE	14
FJ PRIMED CROWN	15
MDF PRIMED JAMBS, STOP	16
MDF PRIMED WINDOW STOOL, S4S	16
MDF PRIMED CASING	17-21
MDF PRIMED BASE	22-25
MDF PRIMED CROWN	26-29
MDF PRIMED WAINSCOT, CHAIRRAIL	29
MDF RAW MISCELLANEOUS, PARTICLE BOARD SHELVING	30-31
SHIMS	31
DOUG FIR	32
ALDER	33
OAK/OAK VENEER	34-35
RADIUS WOOD CORNERS	36
FLEXIBLE MOULDING	37
COMPOSITE MILLWORK	38
20 MINUTE WOOD FRAMES	39
TAYMOR CLOSET HARDWARE	40
AURALAST FRAMES & BRICKMOULD	41

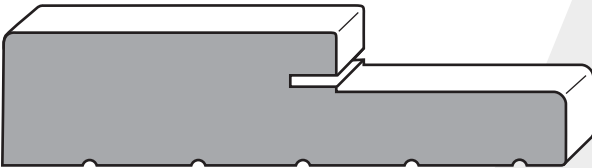
ABS - AMERICAN BUILDING SUPPLY, INC.



SINGLE RABBET FRAME

SINGLE RABBET FRAME	SOLID 6/8 PAIRS
SOLID 4-5/8 FRAME SR 1-13/16 PAIRS	X
SOLID 5-1/4 FRAME SR 1-13/16 PAIRS	X
SOLID 6-5/8 FRAME SR 1-13/16 PAIRS	X
SOLID 7-1/4 FRAME SR 1-13/16 PAIRS	X

001



KERFED FRAME

KERFED FRAME	SOLID 6/8 PAIRS	SOLID 8/0 PAIRS
SOLID 4-5/8 FRAME SR 2-3/16 KERFED PAIRS	X	
SOLID 5-1/4 FRAME SR 2-3/16 KERFED PAIRS	X	X
SOLID 6-5/8 FRAME SR 2-3/16 KERFED PAIRS	X	
SOLID 7-1/4 FRAME SR 2-3/16 KERFED PAIRS	X	X

002



INTERIOR DOOR JAMB

INTERIOR DOOR JAMB	SOLID VENEER
SOLID 4-9/16 JAMB PAIRS	X
SOLID 5-1/4 JAMB PAIRS	X
SOLID 6-1/2 JAMB PAIRS	X
SOLID 7-1/4 JAMB PAIRS	X

JAMB STOCK	SOLID
SOLID 4-9/16 JAMBSTOCK LINEAL	X

003



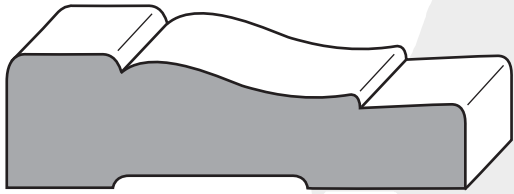
WM-877 R.E. STOP 7/16 x 1-1/4

SOLID WM877 1-1/4 STOP PAIRS	X
SOLID LINEAL	X

004

ABS - AMERICAN BUILDING SUPPLY, INC.

CASING



WM-356 COLONIAL CASING 11/16 x 2-1/4

SOLID WM 356 PAIRS	x
SOLID WM 356 LINEAL	x

005


BASE



RB-3214 REVERSIBLE BASE 3/8 x 2-1/4

SOLID LINEAL	x
--------------	---

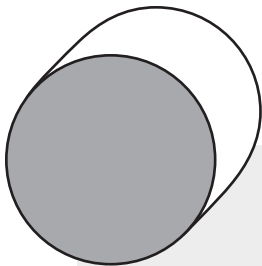
006



WM-623 COLONIAL BASE 9/16 x 3-1/4

SOLID LINEAL	x
--------------	---

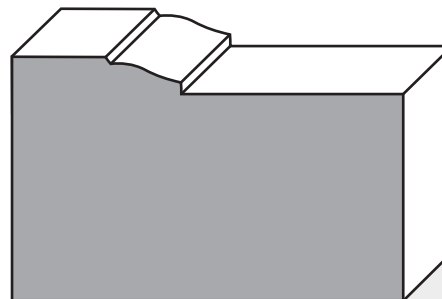
007



WM-233 CLOSET POLE 1-5/16

SOLID LINEAL	x
--------------	---

008

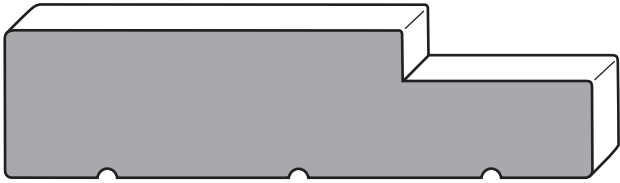


WM-180 BRICKMOULD 1-1/4 x 2

SOLID PAIRS	x
-------------	---

009

ABS - AMERICAN BUILDING SUPPLY, INC.



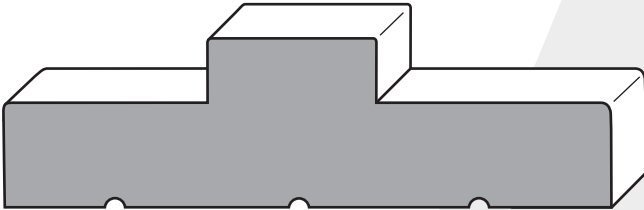
SINGLE RABBET FRAME

SINGLE RABBET FRAMES	FJ 6/8 PAIRS
FJ 4-1/8 FRAME SR 1-13/16 PAIRS	X
FJ 4-5/8 FRAME SR 1-7/16 OR 1-13/16 PAIRS	X
FJ 5-1/4 FRAME SR 1-7/16 OR 1-13/16 PAIRS	X
FJ 6-5/8 FRAME SR 1-13/16 PAIRS	X
FJ 7-1/4 FRAME SR 1-13/16 PAIRS	X

Note:
For Primed Frames
See Page 9

FRAMESTOCK LINEAL	FJ
FJ 4-5/8 FRAMESTOCK SR 1-13/16 LINEAL	X
FJ 5-1/4 FRAMESTOCK SR 1-13/16 LINEAL	X
FJ 7-1/4 FRAMESTOCK SR 1-13/16 LINEAL	X

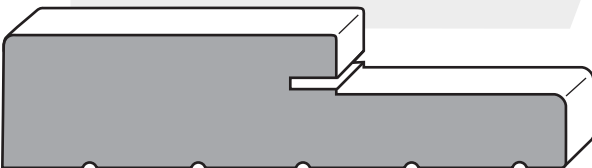
010



DOUBLE RABBET FRAME

DOUBLE RABBET FRAMES	FJ 6/8 PAIRS
FJ 4-5/8 FRAME DR (1-7/16 AND 1-13/16) PAIRS	X
FJ 5-1/4 FRAME DR (1-7/16 AND 1-13/16) PAIRS	X
FJ 6-5/8 FRAME DR (1-7/16 AND 1-13/16) PAIRS	X
FJ 7-1/4 FRAME DR (1-7/16 AND 1-13/16) PAIRS	X

011



KERFED FRAME

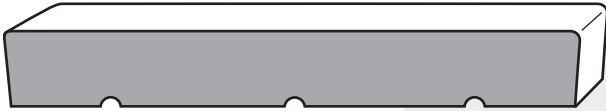
KERFED FRAMES	FJ 6/8 PAIRS	FJ 8/0 PAIRS
FJ 4-1/8 FRAME SR 2-3/16 KERFED PAIRS	X	
FJ 4-5/8 FRAME SR 2-3/16 KERFED PAIRS	X	X
FJ 5-1/4 FRAME SR 2-3/16 KERFED PAIRS	X	X
FJ 6-5/8 FRAME SR 2-3/16 KERFED PAIRS	X	X
FJ 7-1/4 FRAME SR 2-3/16 KERFED PAIRS	X	X

FRAMESTOCK LINEAL	FJ
FJ 4-5/8 FRAMESTOCK SR 2-3/16 KERFED LINEAL	X
FJ 5-1/4 FRAMESTOCK SR 2-3/16 KERFED LINEAL	X
FJ 7-1/4 FRAMESTOCK SR 2-3/16 KERFED LINEAL	X

FRAMESTOCK STOCKED IN 17' LENGTH PLUS TRIM

012

ABS - AMERICAN BUILDING SUPPLY, INC.



INTERIOR DOOR JAMB

INTERIOR DOOR JAMB	FJ 6/8 PAIRS	FJ 8/0 PAIRS
FJ 4-9/16 JAMB PAIRS	X	X
FJ 4-13/16 JAMB PAIRS	X	X
FJ 5-1/4 JAMB PAIRS	X	X
FJ 6-9/16 JAMB PAIRS	X	X
FJ 7-1/4 JAMB PAIRS	X	X

JAMB STOCK	FJ
FJ 4-9/16 JAMBSTOCK LINEAL	X
FJ 4-13/16 JAMBSTOCK LINEAL	X
FJ 5-1/4 JAMBSTOCK LINEAL	X
FJ 7-1/4 JAMBSTOCK LINEAL	X

JAMBSTOCK STOCKED IN 17' PLUS TRIMS

013



WM-877 R.E. STOP 7/16 x 1-1/4

FJ PAIRS	X
FJ LINEAL	X

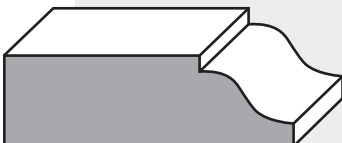
014



WM-876 R.E. STOP 7/16 x 1-3/8

FJ PAIRS	X
FJ LINEAL	X

015

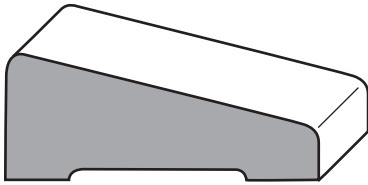


WM-936 Colonial STOP 7/16 x 1-3/8

FJ PAIRS	X
FJ LINEAL	X

016

ABS - AMERICAN BUILDING SUPPLY, INC.



B-158 BEVEL CASING 5/8 x 1-5/8

FJ PAIRS	X
----------	---

017



LWM-356 COLONIAL CASING 5/8 x 1-5/8

FJ LINEAL	X
-----------	---

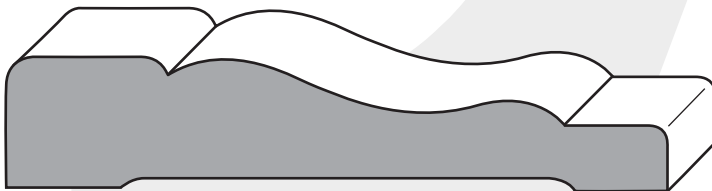
021



WM-356 COLONIAL CASING 11/16 x 2-1/4

FJ PAIRS	X
FJ PAIRS MITERED	X
FJ LINEAL	X

022




LWM-444 COLONIAL CASING 5/8 x 3-1/4

FJ PAIRS	X
FJ LINEAL	X

023

BASE



RB-3214 REVERSIBLE BASE 3/8 x 2-1/4

FJ LINEAL	X
-----------	---

027



RB-3314 REVERSIBLE BASE 3/8 x 3-1/4

FJ LINEAL	X
-----------	---

028

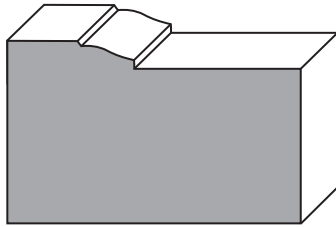
ABS - AMERICAN BUILDING SUPPLY, INC.



WINDOW STOOL

WM-1021	11/16 X 4-1/2	X
WM-1021	11/16 X 5-1/4	X
WM-1021	11/16 X 7-1/4	X

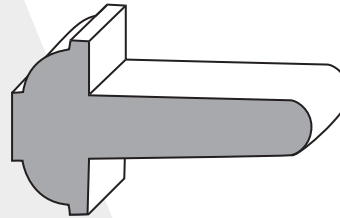
036



WM-180 BRICKMOULD 1-1/4 x 2

FJ PAIRS	X
FJ LINEAL	X

037

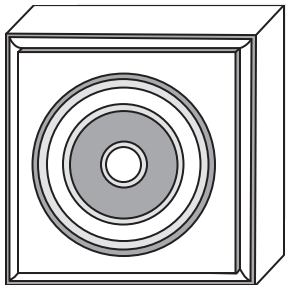


WM-1305 1-1/4 x 2

FJ 7' EACH	X
FJ 8' EACH	X

038

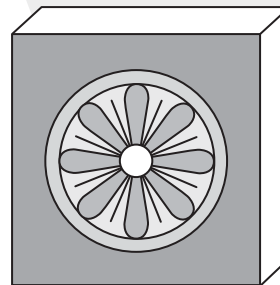
PLINTH BLOCK AND ROSETTES



BULLS EYE

3-1/2 X 3-1/2 EACH	X
2-1/2 X 2-1/2 EACH	X

039



FLOWER

3-1/2 X 3-1/2 EACH	X
--------------------	---

040

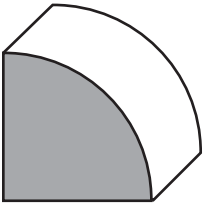


PLINTH BLOCK

3-1/2 X 6-1/2 EACH	X
--------------------	---

041

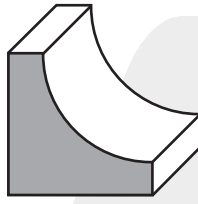
ABS - AMERICAN BUILDING SUPPLY, INC.



WM-105 QUARTER ROUND 3/4 x 3/4

FJ LINEAL	x
-----------	---

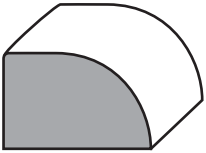
029



WM-93 COVE 3/4 x 3/4

FJ LINEAL	x
-----------	---

030



WM-126 BASE SHOE 1/2 x 3/4

FJ LINEAL	x
-----------	---

031



CLEAT 9/16 x 1-1/2

FJ LINEAL	x
-----------	---

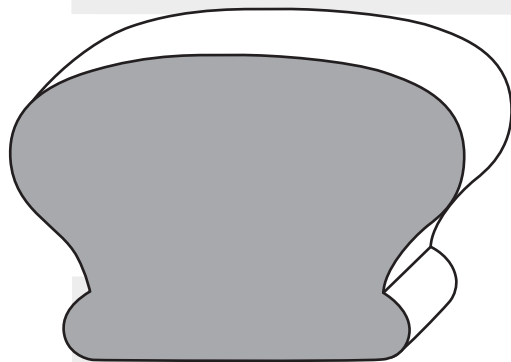
032



HOOK 9/16 x 3-1/4

FJ LINEAL	x
-----------	---

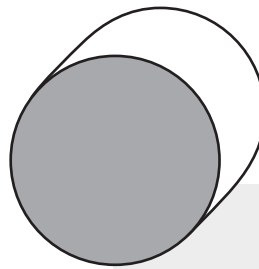
033



WM-240 HANDRAIL 1-7/16 x 1-5/16

FJ LINEAL	x
-----------	---

034

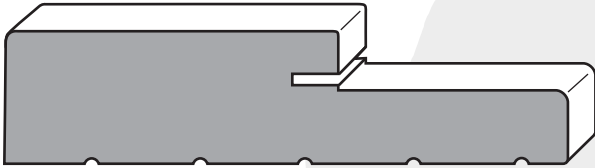


WM-233 CLOSET POLE 1-5/16

FJ LINEAL	x
-----------	---

035

ABS - AMERICAN BUILDING SUPPLY, INC.



KERFED FRAME

KERFED FRAMES	FJ PRIMED 6/8 PAIRS	FJ PRIMED 8/0 PAIRS
FJ PRIMED 4-5/8 FRAME SR 2-3/16 KERFED PAIRS	X	X
FJ PRIMED 5-1/4 FRAME SR 2-3/16 KERFED PAIRS	X	X
FJ PRIMED 6-5/8 FRAME SR 2-3/16 KERFED PAIRS	X	X
FJ PRIMED 7-1/4 FRAME SR 2-3/16 KERFED PAIRS	X	X

FRAMESTOCK	
FJ PRIMED 4-5/8 FRAMESTOCK SR 2-3/16 KERFED LINEAL	X
FJ PRIMED 5-1/4 FRAMESTOCK SR 2-3/16 KERFED LINEAL	X
FJ PRIMED 7-1/4 FRAMESTOCK SR 2-3/16 KERFED LINEAL	X

FRAMESTOCK STOCKED IN 17' PLUS TRIMS

042



SINGLE RABBET FRAME

SINGLE RABBET FRAMES	FJ PRIMED 6/8 PAIRS
FJ PRIMED 4-5/8 FRAME SR 1-13/16 PAIRS	X
FJ PRIMED 5-1/4 FRAME SR 1-13/16 PAIRS	X
FJ PRIMED 6-5/8 FRAME SR 1-13/16 PAIRS	X
FJ PRIMED 7-1/4 FRAME SR 1-13/16 PAIRS	X

FRAMESTOCK	
FJ PRIMED 5-1/4 FRAMESTOCK SR 1-13/16 LINEAL	X
FJ PRIMED 7-1/4 FRAMESTOCK SR 1-13/16 LINEAL	X

FRAMESTOCK STOCKED IN 17' PLUS TRIMS

172

ABS - AMERICAN BUILDING SUPPLY, INC.

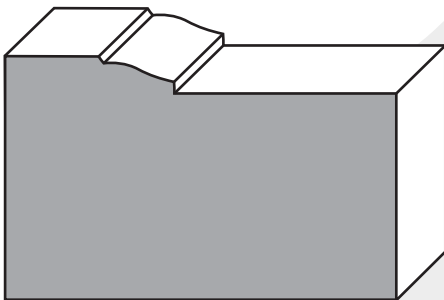


INTERIOR DOOR JAMB

INTERIOR DOOR JAMB	FJ PRIMED 6/8 PAIRS	FJ PRIMED 8/0 PAIRS
FJ PRIMED 4-9/16 JAMB PAIRS	x	x
FJ PRIMED 4-13/16 JAMB PAIRS	x	x
FJ PRIMED 5-1/4 JAMB PAIRS	x	x
FJ PRIMED 6-9/16 JAMB PAIRS	x	x
FJ PRIMED 7-1/4 JAMB PAIRS	x	x

JAMBSTOCK	
FJ PRIMED 4-9/16 JAMBSTOCK LINEAL	x
FJ PRIMED 4-13/16 JAMBSTOCK LINEAL	x
FJ PRIMED 5-1/4 JAMBSTOCK LINEAL	x
FJ PRIMED 7-1/4 JAMBSTOCK LINEAL	x

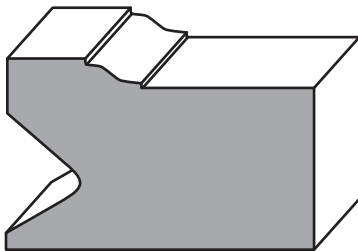
043



WM-180 BRICKMOULD 1-1/4 x 2

FJ PRIMED PAIRS MITERED	x
-------------------------	---

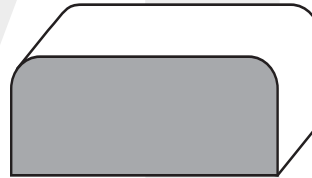
045



WM-180 BRICKMOULD 1-1/4 X 2 with stucco key

FJ PRIMED LINEAL	x
------------------	---

174



WM-887 2 RE STOP 3/8 x 1-1/4

FJ PRIMED PAIRS	x
-----------------	---

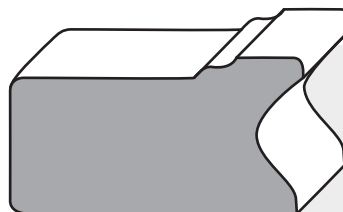
044



WM-877 R.E. STOP 7/16 x 1-1/4

FJ PRIMED PAIRS	x
FJ PRIMED LINEAL	x

173



STUCCO MOULD 13/16 x 1-1/2

FJ PRIMED PAIRS	x
FJ PRIMED LINEAL	x

046

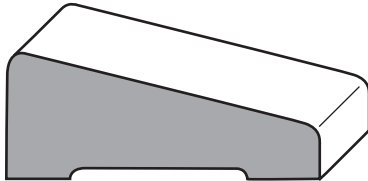
ABS - AMERICAN BUILDING SUPPLY, INC.



LWM-473 ROUND EDGE CASING 9/16 x 1-5/8

FJ PRIMED LINEAL		X
------------------	--	---

018



B-158 BEVEL CASING 5/8 x 1-5/8

FJ PRIMED LINEAL		X
------------------	--	---

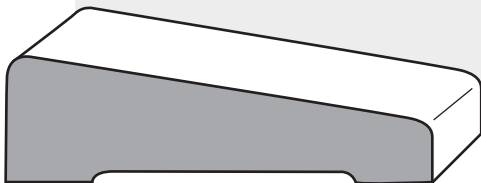
175



WM-473 ROUND EDGE CASING 9/16 x 2-1/4

FJ PRIMED PAIRS		X
FJ PRIMED LINEAL		X

020



B-214 BEVEL CASING 5/8 x 2-1/4

FJ PRIMED PAIRS		X
FJ PRIMED LINEAL		X

019




WM-356 COLONIAL CASING 11/16 x 2-1/4

FJ PRIMED PAIRS		X
FJ PRIMED LINEAL		X

047

CASING IS STOCKED IN 17' LENGTH PLUS TRIMS

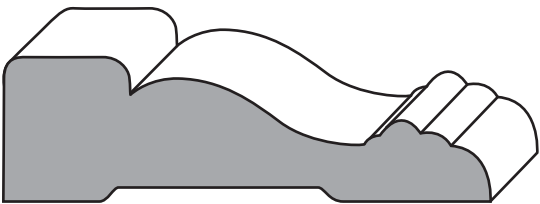
ABS - AMERICAN BUILDING SUPPLY, INC.



FLUTE/REED CASING 11/16 x 2-1/4

FJ PRIMED LINEAL	x
------------------	---

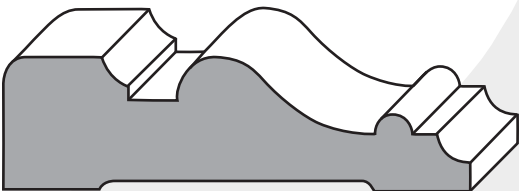
025



VICTORIAN CASING 3/4 x 2-1/2

FJ PRIMED LINEAL	x
------------------	---

049



SANTA FE CASING 11/16 x 2-7/16

FJ PRIMED LINEAL	x
------------------	---

053

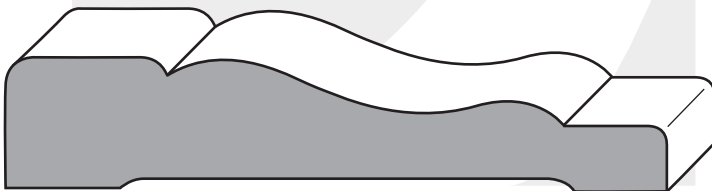


RIVIERA CASING 11/16 x 2-1/2

FJ PRIMED PAIRS	x
-----------------	---

FJ PRIMED LINEAL	x
------------------	---

051



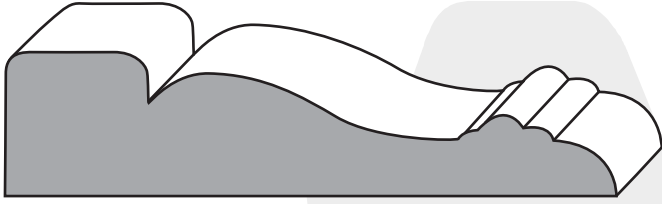
LWM-444 COLONIAL CASING 5/8 x 3-1/4

FJ PRIMED LINEAL	x
------------------	---

048

CASING IS STOCKED IN 17' LENGTH PLUS TRIMS

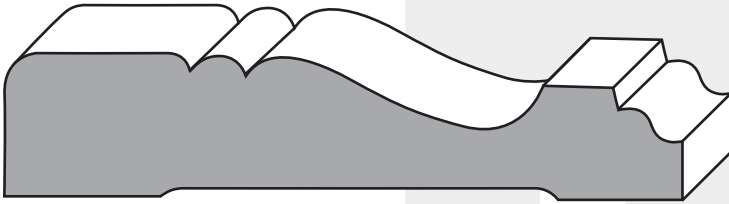
ABS - AMERICAN BUILDING SUPPLY, INC.



VICTORIAN CASING 5/8 x 3-1/4

FJ PRIMED LINEAL	x
------------------	---


050



CAROLINA CASING 11/16 x 3-1/4

FJ PRIMED LINEAL	x
------------------	---

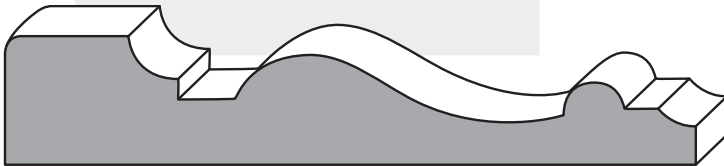
052



FLUTE/REED CASING 11/16 x 3-1/4

FJ PRIMED LINEAL	x
------------------	---

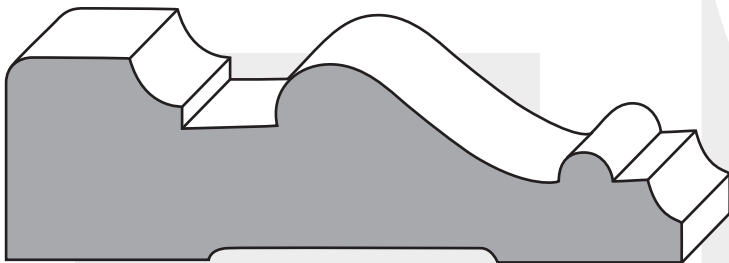
026



LW SANTA FE CASING CASING 11/16 x 3-1/2

FJ PRIMED LINEAL	x
------------------	---

054



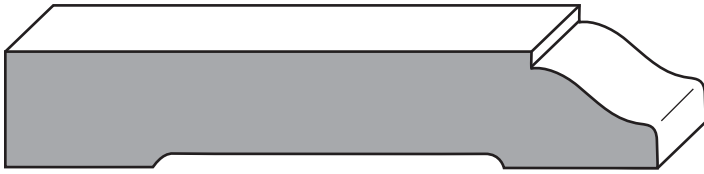
SANTA FE CASING 1-1/16 x 3-1/2

FJ PRIMED LINEAL	x
------------------	---

055

CASING IS STOCKED IN 17' LENGTH PLUS TRIMS

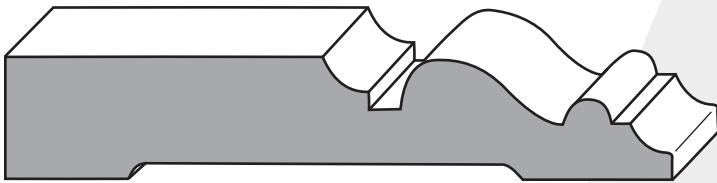
ABS - AMERICAN BUILDING SUPPLY, INC.



WM-623 COLONIAL BASE 9/16 x 3-1/4

FJ PRIMED LINEAL	X
------------------	---

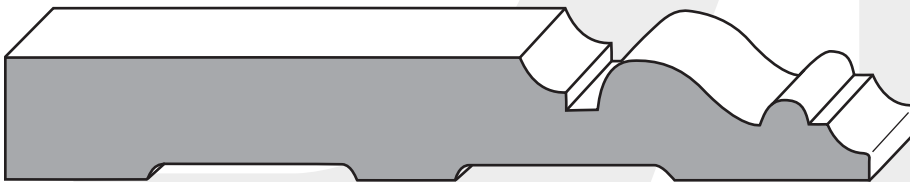
056



SANTA FE BASE 9/16 x 3-7/16

FJ PRIMED LINEAL	X
------------------	---

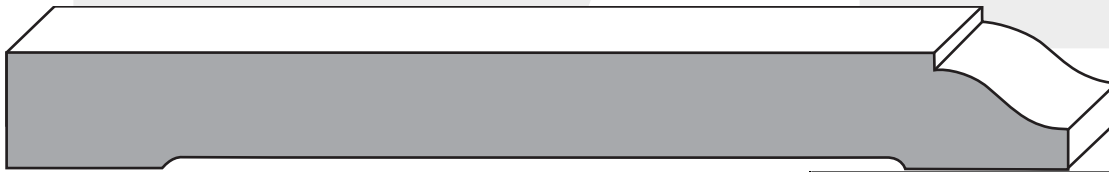
058



SANTA FE BASE 9/16 x 4-1/2

FJ PRIMED LINEAL	X
------------------	---

059



WM-618 COLONIAL BASE 9/16 x 5-1/4

FJ PRIMED LINEAL	X
------------------	---

057

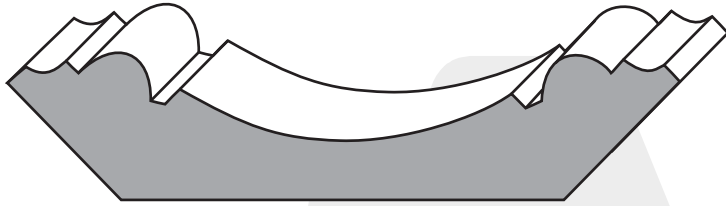


SANTA FE BASE 9/16 x 5-7/16

FJ PRIMED LINEAL	X
------------------	---

060

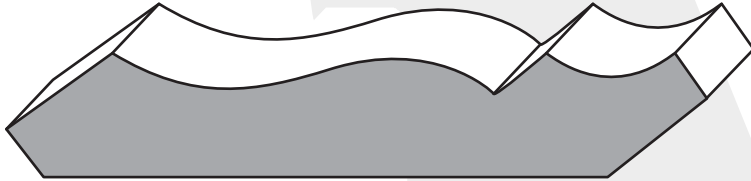
ABS - AMERICAN BUILDING SUPPLY, INC.



DOUBLE BEAD CROWN 11/16 x 3-7/16

FJ PRIMED LINEAL	x
------------------	---

064



WM-49 CROWN 9/16 x 3-5/8

FJ PRIMED LINEAL	x
------------------	---

061



#308 CROWN 11/16 x 4-1/2

FJ PRIMED LINEAL	x
------------------	---

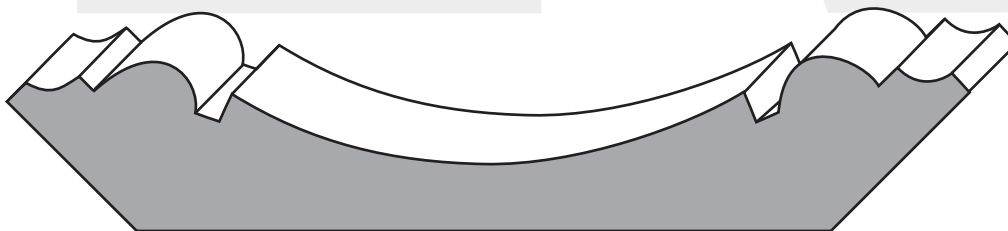
066



WM-47 CROWN 9/16 x 4-5/8

FJ PRIMED LINEAL	x
------------------	---

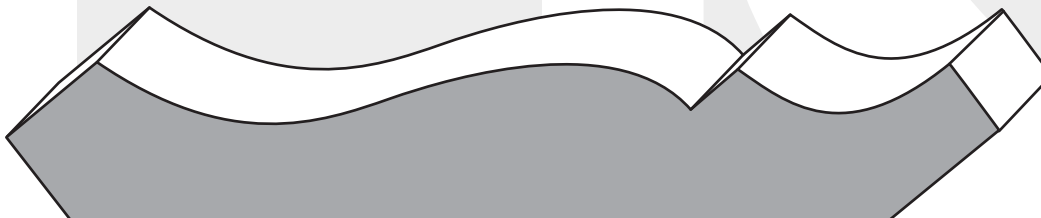
062



DOUBLE BEAD CROWN 7/8 x 4-15/16

FJ PRIMED LINEAL	x
------------------	---

065



WM-45 CROWN 9/16 x 5-1/4

FJ PRIMED LINEAL	x
------------------	---

063

ABS - AMERICAN BUILDING SUPPLY, INC.


JAMBS & DOOR STOP



INTERIOR DOOR JAMB

	PRIMED
MDF 4-9/16 JAMB PAIRS	X
MDF 4-9/16 JAMB PAIRS 8/0	X
MDF 4-13/16 JAMB PAIRS	X
MDF 5-1/4 JAMB PAIRS	X
MDF 6-1/2 JAMB PAIRS	X
MDF 7-1/4 JAMB PAIRS	X
MDF 4-9/16 JAMBSTOCK LINEAL	X

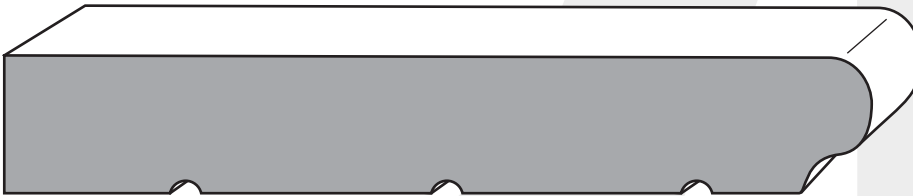
067



WM-877 R.E. STOP 7/16 x 1-1/4

	PRIMED
MDF STOP PAIRS	X

068



WINDOW STOOL

	PRIMED
MDF PRIMED WM-1021 4-3/4 STOOL	X
MDF PRIMED WM-1021 5-1/4 STOOL	X
MDF PRIMED WM-1021 7-1/4 STOOL	X

069



S4S

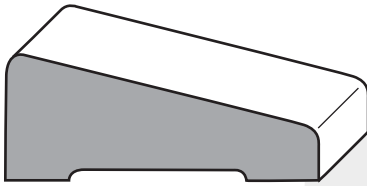


E2E

	S4S PRIMED	E2E PRIMED
MDF 11/16 X 3-1/2 X 192"	X	X
MDF 11/16 X 5-1/2 X 192"	X	X
MDF 11/16 X 7-1/4 X 192"	X	
MDF 11/16 X 11-1/4 X 192"	X	

070

ABS - AMERICAN BUILDING SUPPLY, INC.



B-158 BEVEL CASING 5/8 x 1-5/8

MDF PRIMED PAIRS	x
------------------	---

071



ROUND EDGE CASING 9/16 x 2-1/4

MDF PRIMED LINEAL	x
-------------------	---

176



WM-356 COLONIAL CASING 11/16 x 2-1/4

MDF PRIMED PAIRS	x
MDF PRIMED PAIRS MITERED	x
MDF PRIMED LINEAL	x

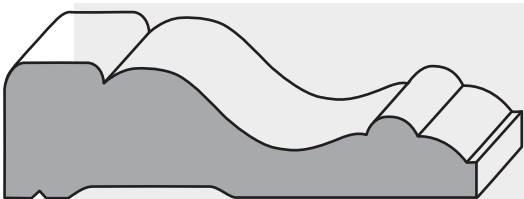
072



711 CASING 5/8 x 2-1/2

MDF PRIMED LINEAL	x
-------------------	---

177



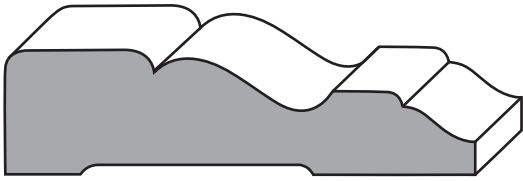
CAPE COD CASING 5/8 x 2-1/2

MDF PRIMED LINEAL	x
-------------------	---

197

CASING IS STOCKED IN 17' LENGTH

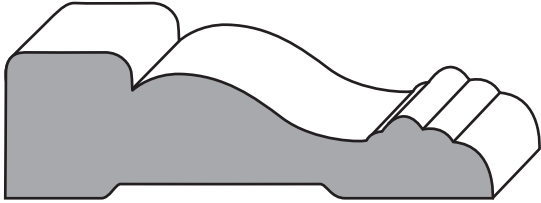
ABS - AMERICAN BUILDING SUPPLY, INC.



RIVIERA CASING 5/8 x 2-1/2

MDF PRIMED PAIRS	X
MDF PRIMED LINEAL	X

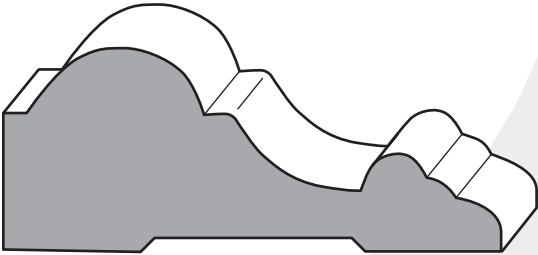
082



VICTORIAN CASING 11/16 x 2-1/2

MDF PRIMED LINEAL	X
-------------------	---

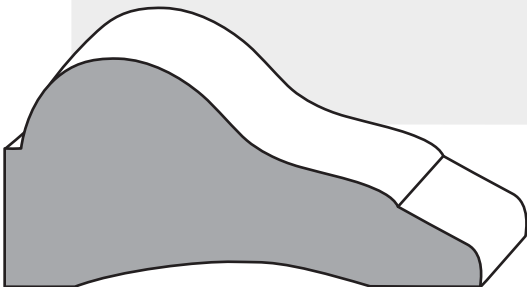
178



LANCASTER CASING 1 x 2-1/2

MDF PRIMED LINEAL	X
-------------------	---

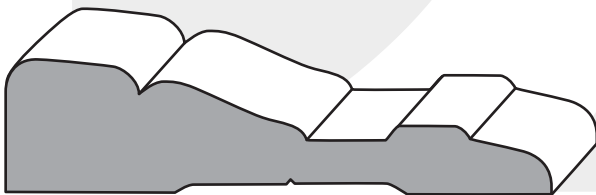
179



BELL COURT CASING 1-1/4 x 2-1/2

MDF PRIMED LINEAL	X
-------------------	---

180



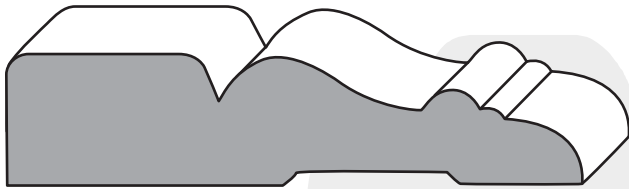
COLONIAL CASING 11/16 x 2-7/8

MDF PRIMED LINEAL	X
-------------------	---

181

CASING IS STOCKED IN 17' LENGTH

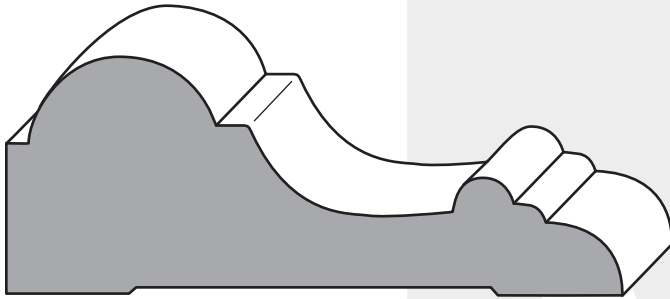
ABS - AMERICAN BUILDING SUPPLY, INC.



VICTORIAN CASING 5/8 x 3

MDF PRIMED LINEAL	x
-------------------	---

083



LANCASTER CASING 1-3/16 x 3-1/16

MDF PRIMED LINEAL	x
-------------------	---

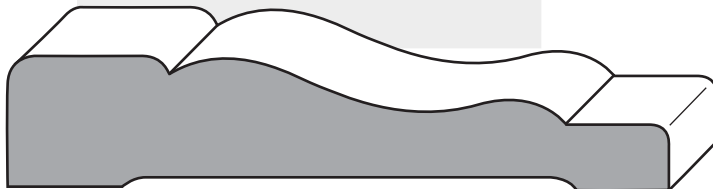
078



ROUND EDGE CASING 9/16 X 3-1/4

MDF PRIMED LINEAL	x
-------------------	---

074

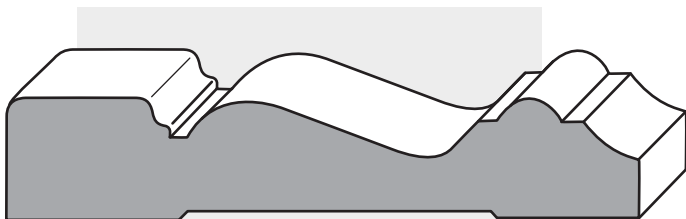


LWM-444 COLONIAL CASING 5/8 x 3-1/4

MDF PRIMED PAIRS	x
------------------	---

MDF PRIMED LINEAL	x
-------------------	---

073




MONTEREY CASING 11/16 x 3-1/4

MDF PRIMED LINEAL	x
-------------------	---

086

CASING IS STOCKED IN 17' LENGTH

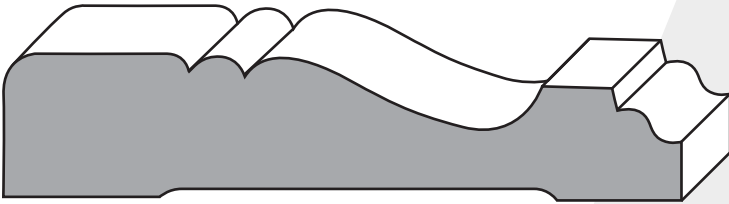
ABS - AMERICAN BUILDING SUPPLY, INC.



FLUTE/REED CASING 11/16 x 3-1/4

MDF PRIMED LINEAL	x
-------------------	---

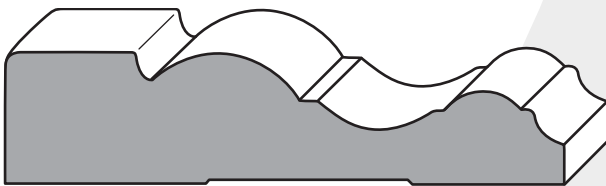
084



CAROLINA CASING 11/16 x 3-1/4

MDF PRIMED LINEAL	x
-------------------	---

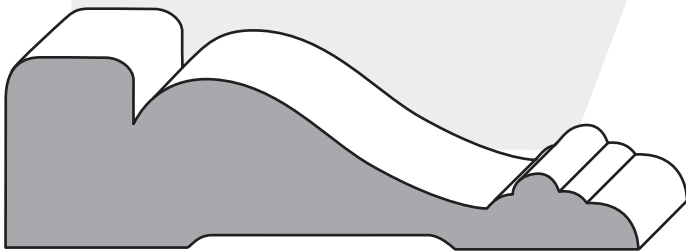
079



MISSION CASING 3/4 x 3-1/4

MDF PRIMED LINEAL	x
-------------------	---

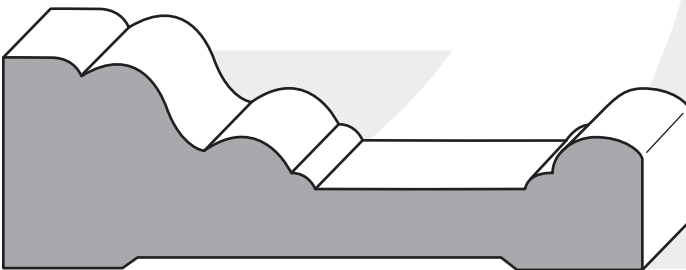
077



49ER CASING 1 x 3-1/4

MDF PRIMED LINEAL	x
-------------------	---

085



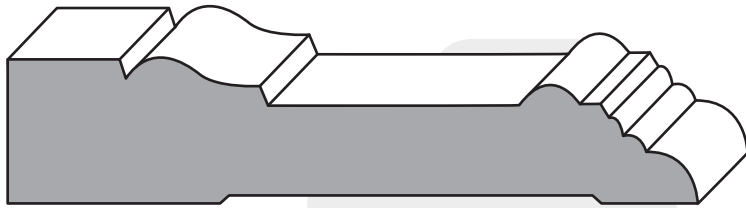
HOWE CASING 1-1/16 x 3-1/4

MDF PRIMED LINEAL	x
-------------------	---

076

CASING IS STOCKED IN 17' LENGTH

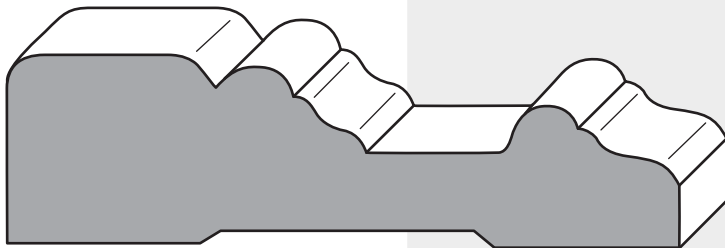
ABS - AMERICAN BUILDING SUPPLY, INC.



GEORGIAN CASING 1 1/16 x 3-9/16

MDF PRIMED LINEAL	x
-------------------	---

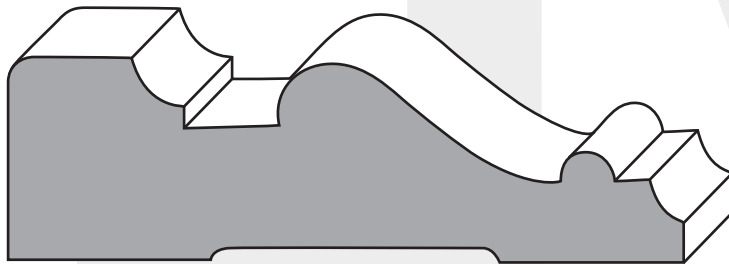
075



BELMONT CASING 1 x 3-1/2

MDF PRIMED LINEAL	x
-------------------	---

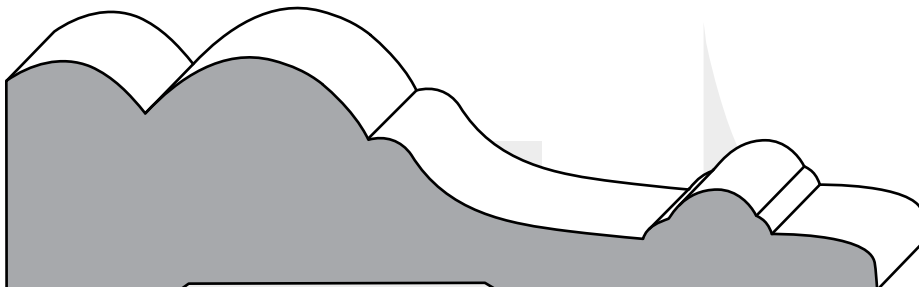
081



SANTA FE CASING 1-1/16 x 3-1/2

MDF PRIMED LINEAL	x
-------------------	---

080



BELVEDERE CASING 1-3/16 x 4-1/2

MDF PRIMED LINEAL	x
-------------------	---

182

CASING IS STOCKED IN 17' LENGTH

Sacramento

MDF PRIMED CASING
PRICES ARE PER 100 LINEAL FEET

6/16/08
Millwork
Page 21

ABS - AMERICAN BUILDING SUPPLY, INC.



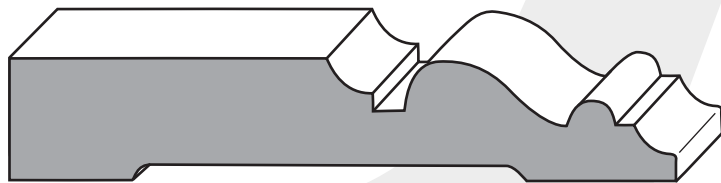
RB-3214 REVERSIBLE BASE 3/8 x 2-1/4

MDF PRIMED LINEAL	x
088	



WM-623 COLONIAL BASE 9/16 x 3-1/4

MDF PRIMED LINEAL	x
089	



SANTA FE BASE 9/16 x 3-7/16

MDF PRIMED LINEAL	x
094	



VICTORIAN BASE 9/16 x 4

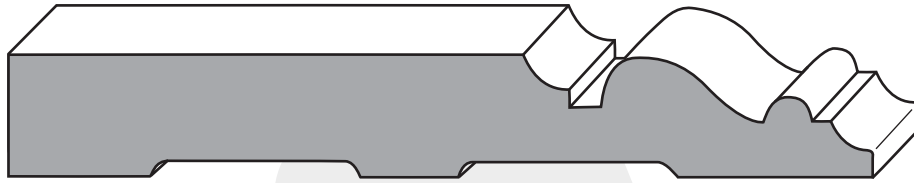
MDF PRIMED LINEAL	x
092	



WM-620 BASE 9/16 x 4-1/4

MDF PRIMED LINEAL	x
196	


ABS - AMERICAN BUILDING SUPPLY, INC.



SANTA FE BASE 9/16 x 4-1/2

MDF PRIMED LINEAL x


095



WM-618 COLONIAL BASE 9/16 x 5-1/4

MDF PRIMED LINEAL x

090



WM-218 MOULDED BASE 9/16 x 5-1/4

MDF PRIMED LINEAL x

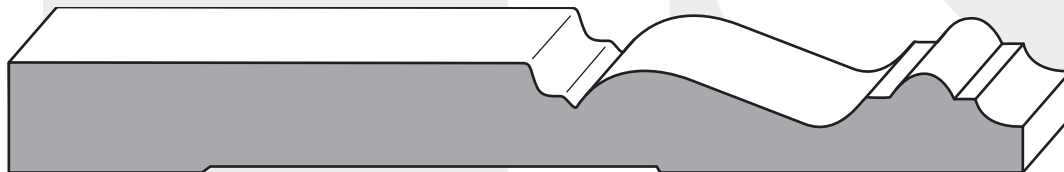
091



VICTORIAN BASE 9/16 x 5-1/4

MDF PRIMED LINEAL x

093

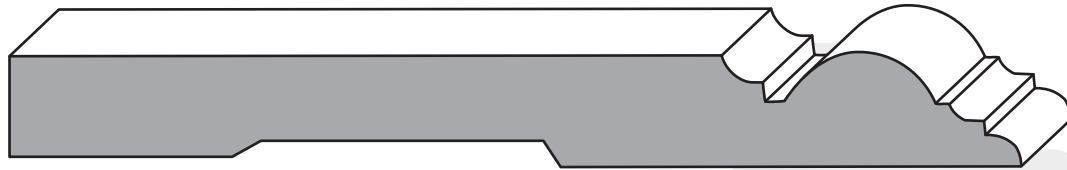


MONTEREY BASE 9/16 x 5-1/4

MDF PRIMED LINEAL x

102

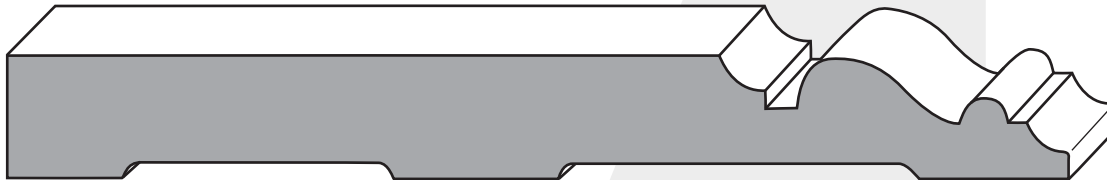
ABS - AMERICAN BUILDING SUPPLY, INC.



GEORGIAN BASE 9/16 x 5-1/4

MDF PRIMED LINEAL x

183



SANTA FE BASE 9/16 x 5-1/4

MDF PRIMED LINEAL x

096



VINTAGE BASE 5/8 X 5-1/4

MDF PRIMED LINEAL x

097



ROUND EDGE BASE 1/2 x 5-1/2

MDF PRIMED LINEAL x

184



IMPERIAL BASE 5/8 x 6

MDF PRIMED LINEAL x

099

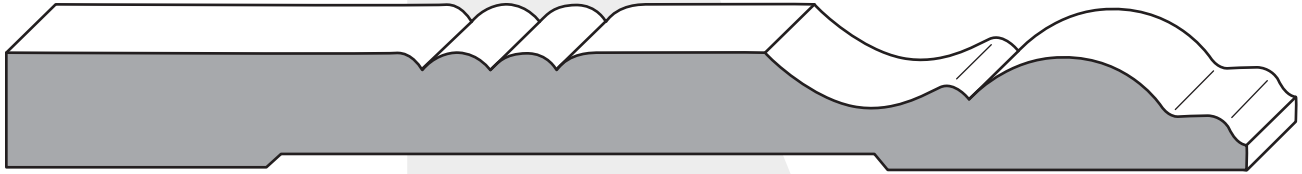
ABS - AMERICAN BUILDING SUPPLY, INC.



VINTAGE BASE 5/8 x 6-1/8

MDF PRIMED LINEAL x

098



SAVANNAH BASE 9/16 x 6-1/2

MDF PRIMED LINEAL x


100



MONTEREY BASE 9/16 x 7-1/4

MDF PRIMED LINEAL x

103



WM-227 MOULDED BASE 9/16 x 7-1/4

MDF PRIMED LINEAL x

185

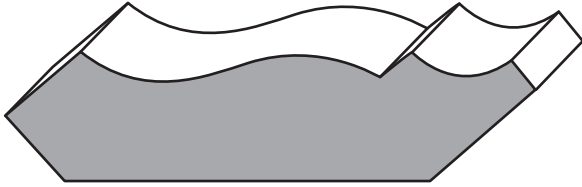


MALIBU BASE 5/8 x 7-1/4

MDF PRIMED LINEAL x

101

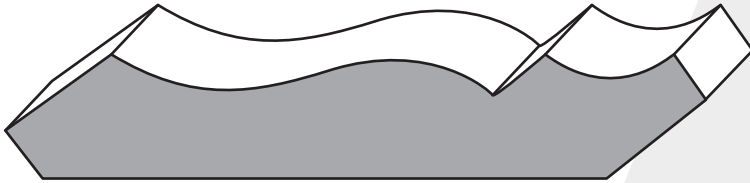
ABS - AMERICAN BUILDING SUPPLY, INC.



WM-52 CROWN 9/16 x 2-3/4

MDF PRIMED LINEAL x

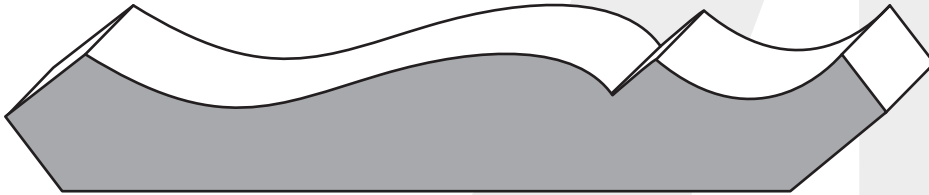
104



WM-49 CROWN 9/16 x 3-5/8

MDF PRIMED LINEAL x

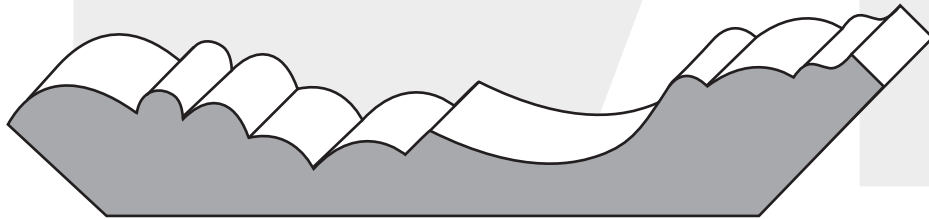
105



WM-48 CROWN 9/16 x 4-1/4

MDF PRIMED LINEAL x

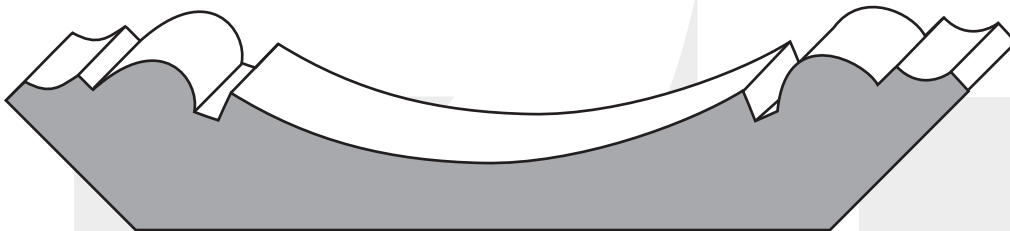
106



CORONADO CROWN 7/8 x 4-1/4

MDF PRIMED LINEAL x

186

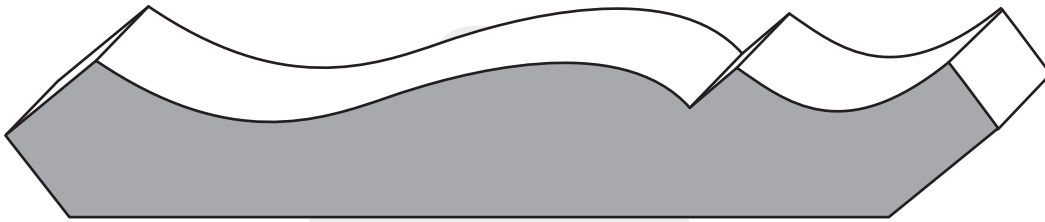


DOUBLE BEAD CROWN 7/8 x 4-5/8

MDF PRIMED LINEAL x

187

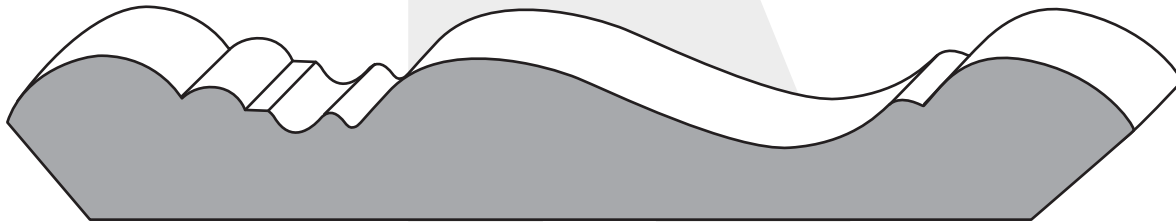
ABS - AMERICAN BUILDING SUPPLY, INC.



WM-45 CROWN 9/16 x 5-1/4

MDF PRIMED LINEAL x

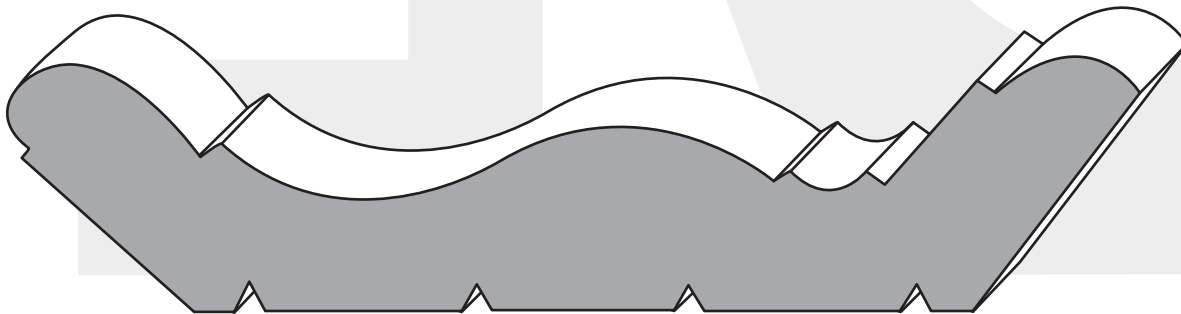
107



CHARLESTON CROWN 3/4 x 6

MDF PRIMED LINEAL x

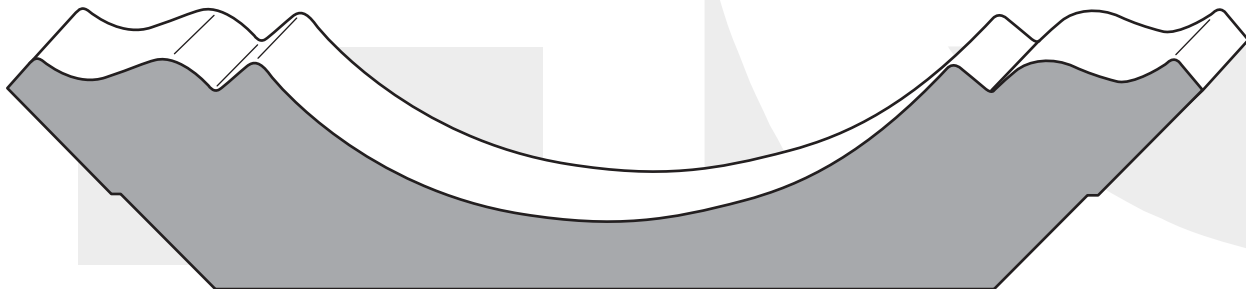
113



CORNICE CROWN 1 x 6

MDF PRIMED LINEAL x

111

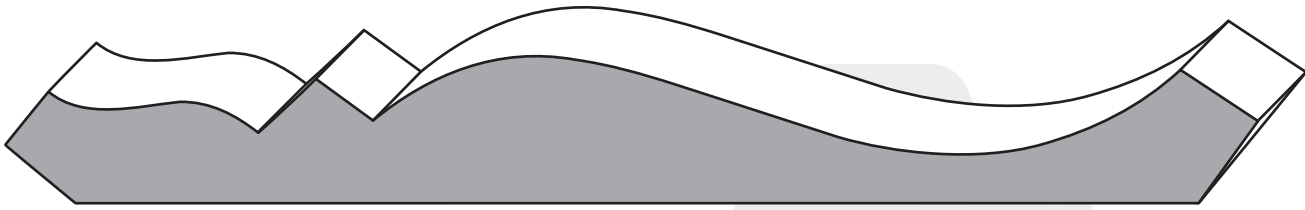


REGAL CROWN 1-3/16 x 6-5/16

MDF PRIMED LINEAL x

110

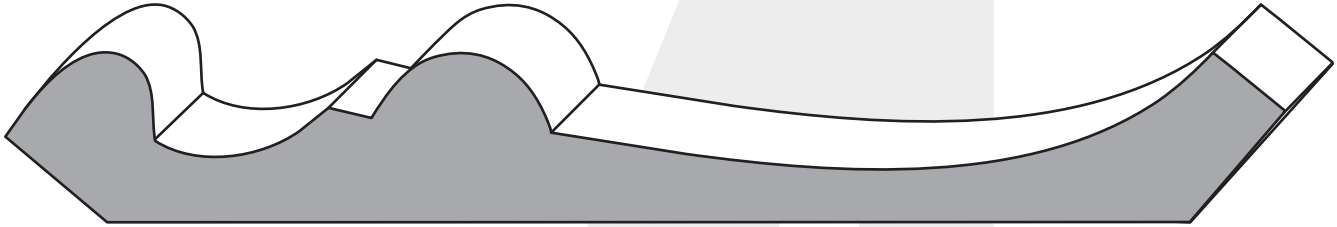
ABS - AMERICAN BUILDING SUPPLY, INC.



CAPE COD CROWN 3/4 x 6-7/16

MDF PRIMED LINEAL x

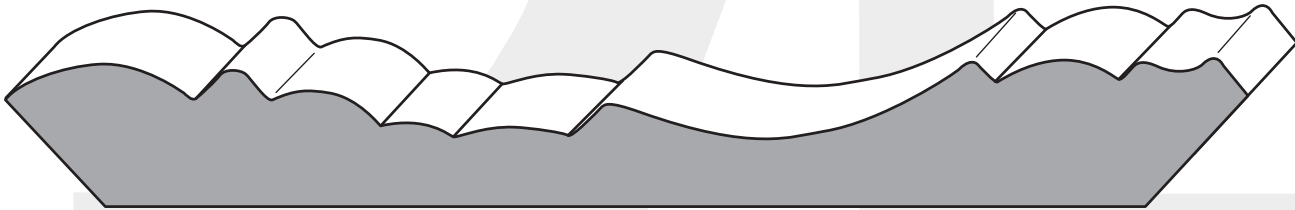
188



SINGLE BEAD CROWN 7/8 x 6-9/16

MDF PRIMED LINEAL x

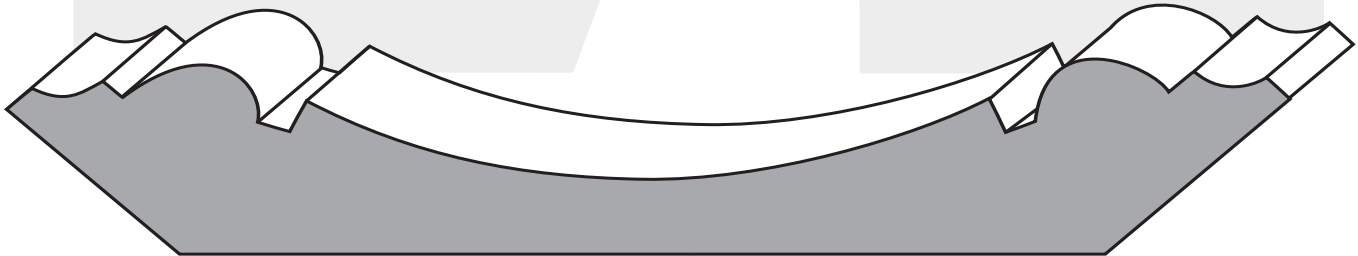
189



CORONADO CROWN 7/8 x 6-9/16

MDF PRIMED LINEAL x

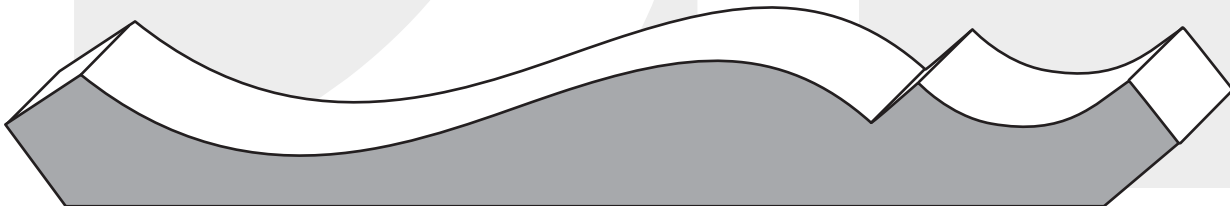
109



DOUBLE BEAD CROWN 1-1/8 x 7-3/16

MDF PRIMED LINEAL x

112

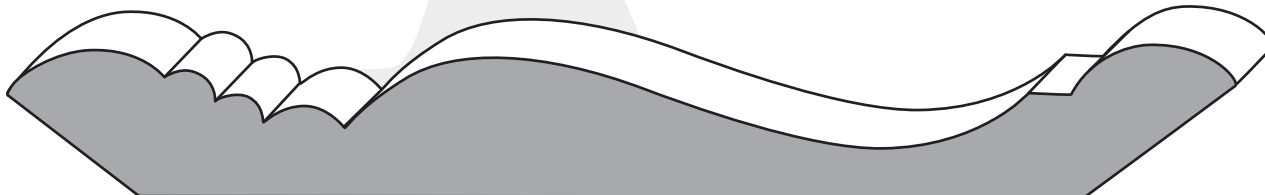


WM-43 CROWN 9/16 x 7-1/4

MDF PRIMED LINEAL x

108

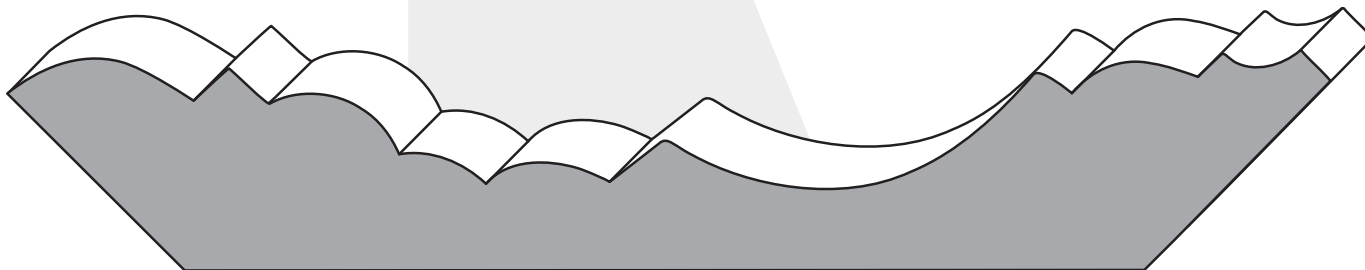
ABS - AMERICAN BUILDING SUPPLY, INC.



CHARLESTON CROWN 1 x 8

MDF PRIMED LINEAL x

114

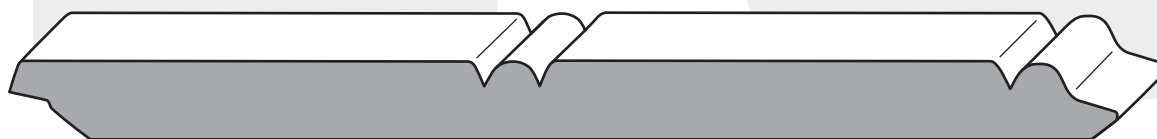


CORONADO CROWN 1 X 8

MDF PRIMED LINEAL x

190

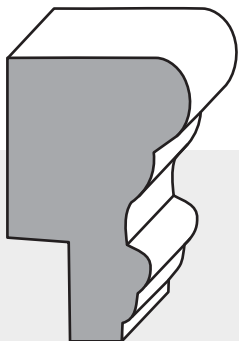
WAINSCOTING & CHAIRRAIL



BEADED T&G 3/8 x 5-3/4

MDF PRIMED LINEAL x

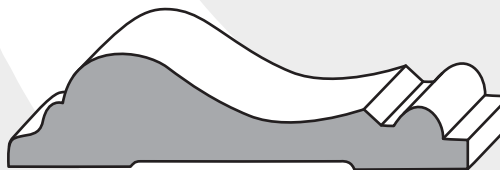
191



WAINSCOT CAP 1-1/8 x 1-3/4

MDF PRIMED LINEAL x

192



WM-390 CHAIRRAIL 11/16 x 2-5/8

MDF PRIMED LINEAL x

087

ABS - AMERICAN BUILDING SUPPLY, INC.



HOOK 9/16 x 3-1/4

MDF LINEAL	x
------------	---

115



CLEAT 9/16 x 1-1/2

MDF LINEAL	x
------------	---

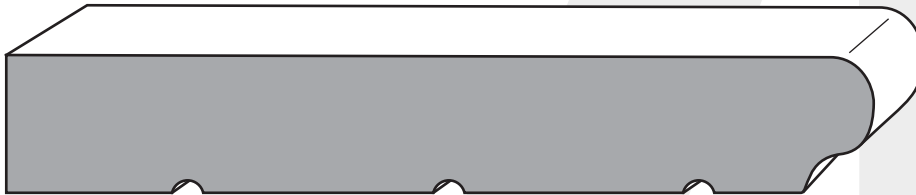
116



WM-877 R.E. STOP 7/16 x 1-1/4

MDF LINEAL	x
------------	---

117



WINDOW STOOL

MDF WM-1021 4-3/4 STOOL	x
MDF WM-1021 5-1/4 STOOL	x
MDF WM-1021 7-1/4 STOOL	x

118



O.G. CAP 11/16 x 7-1/4

MDF LINEAL	x
------------	---

119



E4E WALL CAP 1-1/4 x 7-1/4

MDF LINEAL	x
------------	---

120

ABS - AMERICAN BUILDING SUPPLY, INC.



S4S

MDF 11/16 X 11-1/4 X 192"		x
MDF 11/16 X 16 X 192"		x
MDF 11/16 X 30.5 X 121"		x

121

4 x 8 SHEET STOCK

MDF 4 X 8 X 1/4"		x
MDF 4 X 8 X 3/4"		x

122



PARTICLE BOARD SHELVING

64 PCS PER UNIT	12" X 16' BULLNOSED SHELVING - MSF		x
48 PCS PER UNIT	16" X 16' BULLNOSED SHELVING - MSF		x
32 PCS PER UNIT	24" X 12' BULLNOSED SHELVING - MSF		x
80 PCS PER UNIT	12" X 16' BULLNOSED SHELVING - LITE - MSF		x
60 PCS PER UNIT	16" X 16' BULLNOSED SHELVING - LITE - MSF		x
40 PCS PER UNIT	24" X 12' BULLNOSED SHELVING - LITE - MSF		x

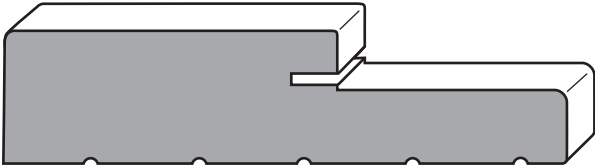
123

SHIMS

SHIMS PER EACH BUNDLE		x
-----------------------	--	---

193

ABS - AMERICAN BUILDING SUPPLY, INC.



KERFED FRAME

V.G. FIR 5-1/4 FRAME SR 2-3/16 KERFED PR 8/0	x
V.G. FIR 7-1/4 FRAME SR 2-3/16 KERFED PR 8/0	x

124



INTERIOR DOOR JAMB

V.G. FIR 4-9/16 JAMB PAIRS	x
----------------------------	---

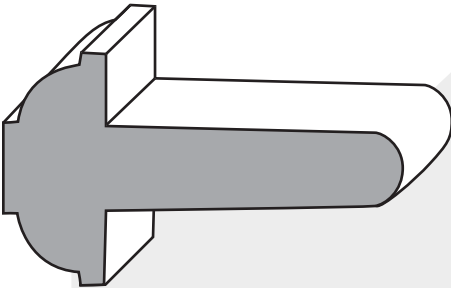
125



WM-877 R.E. STOP 7/16 x 1-1/4

V.G. FIR PAIRS	x
----------------	---

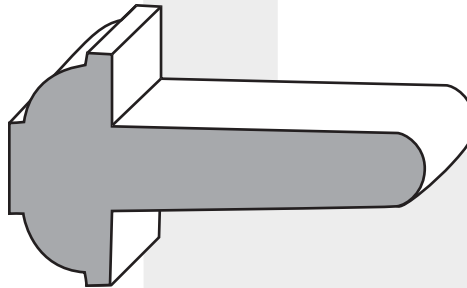
126



WM-1305 1-1/4 x 2

7' (EA)	x
8' (EA)	x

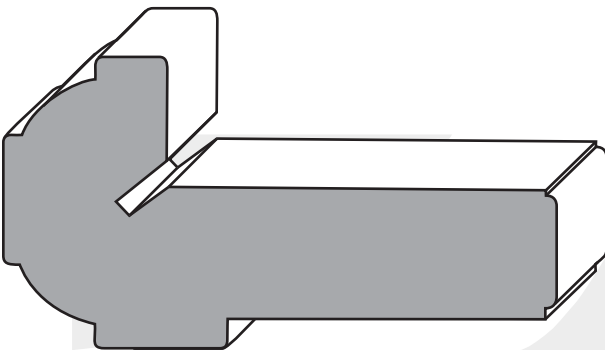
127



WM-1300 1-1/4 x 2-1/4

7' (EA)	x
8' (EA)	x

128

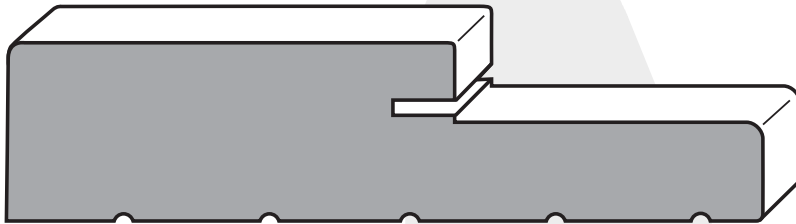


KERFED 3-1/16

8' (EA)	x
---------	---

129

ABS - AMERICAN BUILDING SUPPLY, INC.



KERFED FRAME

6/8 PAIRS

8/0 PAIRS

SUPERIOR ALDER 4-5/8 FRAME SR KERFED PAIR	x	x
SUPERIOR ALDER 5-1/4 FRAME SR KERFED PAIR		x
SUPERIOR ALDER 7-1/4 FRAME SR KERFED PAIR		x

168



INTERIOR DOOR JAMB

6/8 PAIRS

8/0 PAIRS

KNOTTY ALDER 4-9/16 JAMB PAIRS	x	x
KNOTTY ALDER 5-1/4 JAMB PAIRS		x
KNOTTY ALDER 7-1/4 JAMB PAIRS		x

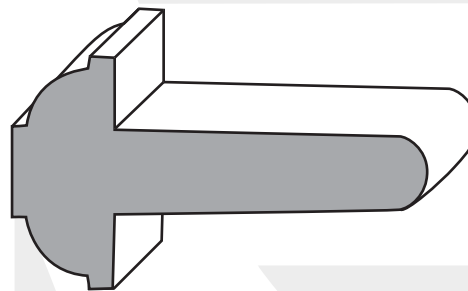
169



WM-877 R.E. STOP 7/16 x 1-1/4

ALDER LINEAL	x
--------------	---

170

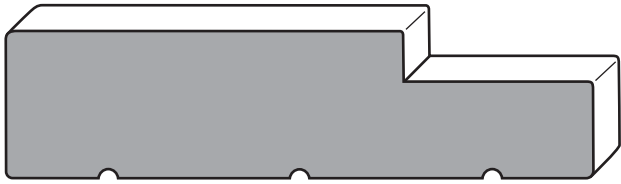


WM-1300 1-1/4 x 2-1/4

ALDER 8' EACH	x
---------------	---

171

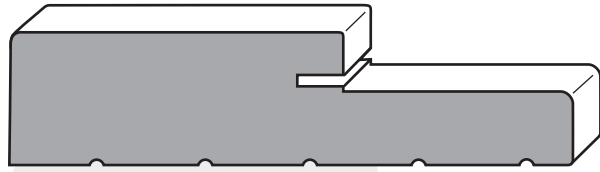
ABS - AMERICAN BUILDING SUPPLY, INC.



SINGLE RABBET FRAME

OAK 5-1/4 FRAME SR 1-13/16 PAIRS	x
OAK 7-1/4 FRAME SR 1-13/16 PAIRS	x
OAK 7-1/4 FRAME SR 1-13/16 PAIRS 8/0	x
OAK 5-1/4 FRAMESTOCK SR 1-13/16 LINEAL	x

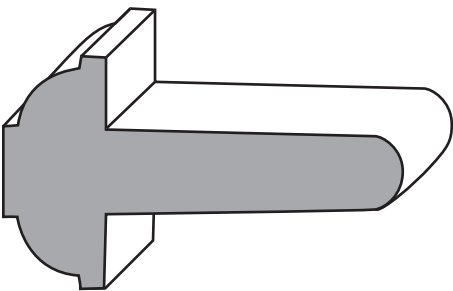
130



KERFED FRAME

OAK 4-5/8 FRAME SR 2-3/16 KERFED PAIRS	x
OAK 5-1/4 FRAME SR 2-3/16 KERFED PAIRS	x
OAK 7-1/4 FRAME SR 2-3/16 KERFED PAIRS	x

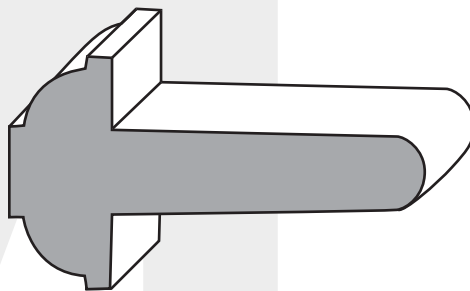
131



WM-1305 1-1/4 x 2

8' (EA)	x
---------	---

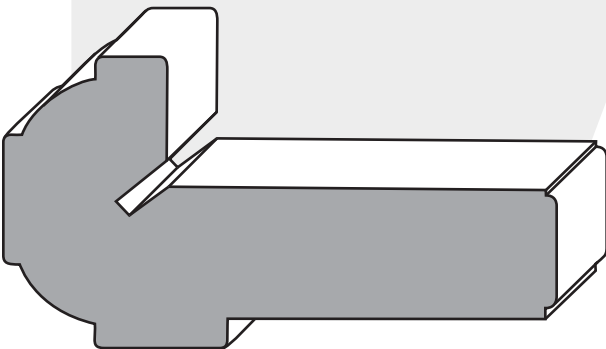
132



WM-1300 1-1/4 x 2-1/4

8' (EA)	x
---------	---


133



KERFED 3-1/16

8' (EA)	x
---------	---

134




WINDOW STOOL

OAK WM-1021 11/16 X 5-1/2 STOOL R/L	x
-------------------------------------	---

135


ABS - AMERICAN BUILDING SUPPLY, INC.



OAK SILL STOCK 1-1/16 x 7-1/4

OAK LINEAL R/L	x
----------------	---

136



OAK THRESHOLD 3/4 x 3-5/8

OAK LINEAL R/L	x
----------------	---

137

OAK VENEER



INTERIOR DOOR JAMB

O.V. 4-9/16 JAMB PAIRS	x
------------------------	---

138



WM-887 2 RE STOP 3/8 x 1-1/4

O.V. PAIRS	x
------------	---

139




WM-356 COLONIAL CASING 11/16 x 2-1/4

O.V. 1/2 X 2-1/8 PAIRS	x
------------------------	---

O.V. 1/2 X 2-1/8 LINEAL	x
-------------------------	---

140



WM-623 COLONIAL BASE 9/16 x 3-1/4

O.V. 9/16 X 3-1/4 LINEAL	x
--------------------------	---

O.V. 3/8 X 2-3/4 LINEAL	x
-------------------------	---

141

ABS - AMERICAN BUILDING SUPPLY, INC.

CASING



WM-356 COLONIAL CASING 11/16 x 2-1/4

WM-356 COLONIAL CASING	X
------------------------	---

142



LWM-444 COLONIAL CASING 5/8 x 3-1/4

LWM-444 COLONIAL CASING	X
-------------------------	---

143

BASE



RB-3214 REVERSIBLE BASE 3/8 x 2-1/4

RB-3214 REVERSIBLE BASE	X
-------------------------	---


144



VICTORIAN BASE 9/16 x 4

VICTORIAN BASE 4"	X
-------------------	---

145



WM-623 COLONIAL BASE 9/16 x 3-1/4

WM-623 COLONIAL BASE 3-1/4	X
WM-618 COLONIAL BASE 5-1/4	X


146



VICTORIAN BASE 9/16 x 5-1/4

VICTORIAN BASE 5-1/4	X
----------------------	---

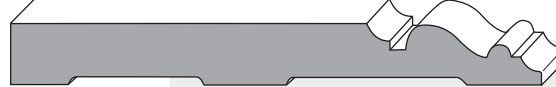
147



WM-218 MOULDED BASE 9/16 x 5-1/4

WM-218 MOULDED BASE 5-1/4	X
WM-227 MOULDED BASE 7-1/4	X

149



SANTA FE BASE 9/16 x 5-7/16

SANTA FE BASE 5-1/4	X
---------------------	---

148



MONTEREY BASE 9/16 x 5-1/4

MONTEREY BASE 5-1/4	X
MONTEREY BASE 7-1/4	X

151



IMPERIAL BASE 5/8 x 6

IMPERIAL BASE 6"	X
------------------	---

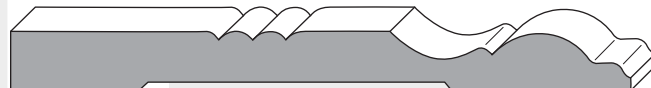
150



VINTAGE BASE 5/8 x 6-1/8

VINTAGE BASE 5-1/4	X
VINTAGE BASE 6-1/8	X

153



SAVANNAH BASE 9/16 x 6-1/2

SAVANNAH BASE 6-1/2	X
---------------------	---

152



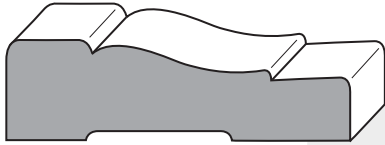
MALIBU BASE 5/8 x 7-1/4

MALIBU BASE 7-1/4	X
-------------------	---

154

ABS - AMERICAN BUILDING SUPPLY, INC.

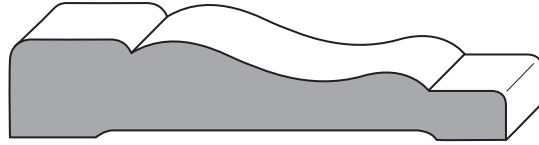
CASING



WM-356 COLONIAL CASING 1 1/16 x 2-1/4

FLEX TRIM 8' STRAIGHT	X
FLEX TRIM 12' STRAIGHT	X

155



LWM-444 COLONIAL CASING 5/8 x 3-1/4

FLEX TRIM 12' STRAIGHT	X
------------------------	---

156


BASE



RB-3214 REVERSIBLE BASE 3/8 x 2-1/4

FLEX TRIM 12' STRAIGHT	X
------------------------	---

157



WM-623 COLONIAL BASE 9/16 x 3-1/4

FLEX TRIM 8' STRAIGHT	X
FLEX TRIM 10' STRAIGHT	X
FLEX TRIM 12' STRAIGHT	X

158



WM-218 MOULDED BASE 9/16 x 5-1/4

FLEX TRIM 8' STRAIGHT	X
FLEX TRIM 12' STRAIGHT	X

159



WM-618 COLONIAL BASE 9/16 x 5-1/4

FLEX TRIM 8' STRAIGHT	X
FLEX TRIM 10' STRAIGHT	X
FLEX TRIM 12' STRAIGHT	X

161



VICTORIAN BASE 9/16 x 5-1/4

FLEX TRIM 12' STRAIGHT	X
------------------------	---

160

S4S



S4S

S4S 1 X 6 8' STRAIGHT	X
S4S 1 X 6 12' STRAIGHT	X
S4S 1 X 8 8' STRAIGHT	X
S4S 1 X 8 12' STRAIGHT	X

162

JAMB



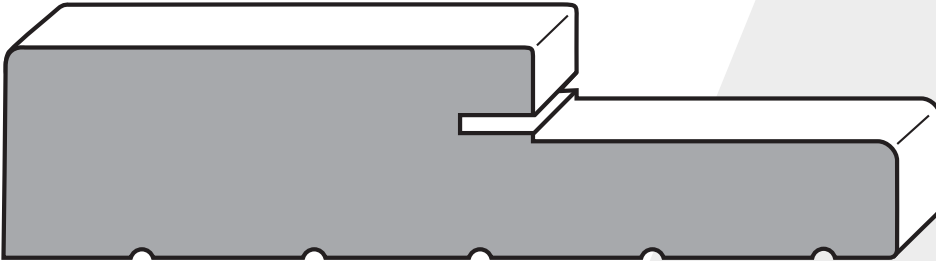
INTERIOR DOOR JAMB

FLEX 4-9/16 JAMBSTOCK 8' STRAIGHT	X
FLEX 4-9/16 JAMBSTOCK 12' STRAIGHT	X

163

ABS - AMERICAN BUILDING SUPPLY, INC.

FRAMES

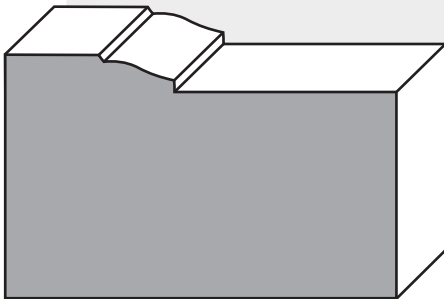


KERFED FRAME

KERFED FRAMES	SMOOTH	SMOOTH	TEXTURED
	6/8 PAIRS	8/0 PAIRS	8/0 PAIRS
COMPOSITE 4-9/16 FRAME SR 2-3/16 KERFED PAIRS	x	x	x
COMPOSITE 5-1/4 FRAME SR 2-3/16 KERFED PAIRS	x	x	
COMPOSITE 6-9/16 FRAME SR 2-3/16 KERFED PAIRS		x	x
COMPOSITE 7-1/4 FRAME SR 2-3/16 KERFED PAIRS	x	x	

165

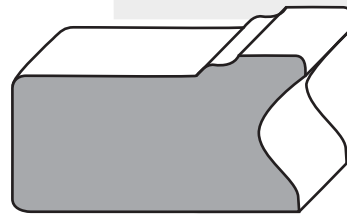
BRICKMOULD / STUCCO



WM-180 BRICKMOULD 1-1/4 x 2

COMPOSITE BRICKMOULD PAIRS	SMOOTH TEXTURED	
	8/0	
	x	x

166



STUCCO MOULD 13/16 x 1-1/2

COMPOSITE STUCCO LINEAL 18'	SMOOTH
	x

167

ABS - AMERICAN BUILDING SUPPLY, INC.

FIRE BREAK 20 MINUTE WOOD FRAMES SOLD IN SETS ONLY WITH COMPRESSION WEATHERSTRIP INSTALLED

FINGER JOINT - PRIMED PINE

LIST

3/0 x 7/0 x 4-5/8" 20 Min. FJ Fire Frame	x
3/0 x 6/8 x 5-1/4" 20 Min. FJ Fire Frame	x
3/0 x 6/8 x 7-1/4" 20 Min. FJ Fire Frame	x
3/0 x 7/0 x 7-1/4" 20 Min. FJ Fire Frame	x

164

NET ADD

NET

ADD FOR MACHING 3 HINGES AND 1 STRIKE	x
ADD FOR MACHING 3 HINGES	x
ADD FOR MACHING STRIKE	x
ADD FOR MACHING DEADBOLT STRIKE	x
SET UP CHARGE (FOR LESS THAN 5 FRAMES)	x
RIP JAMBS TO WIDTH	x
ADD FOR 20 MIN. LABEL (POSITIVE PRESSURE)	x

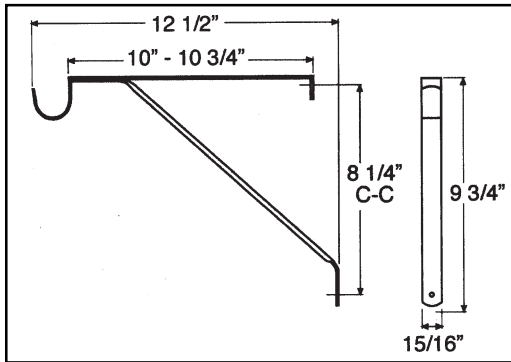
01

**SET UP CHARGE WAIVED IF FRAMES ARE PURCHASED WITH DOORS
PRICE SUBJECT TO CHANGE WITHOUT NOTICE**

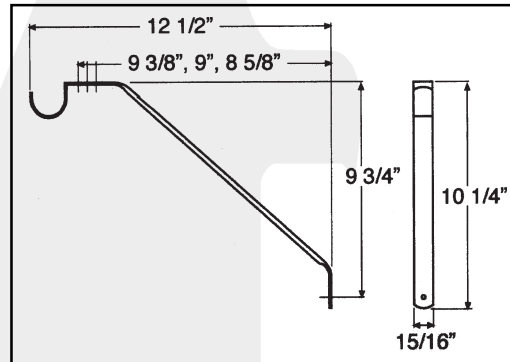
ABS - AMERICAN BUILDING SUPPLY, INC.

Taymor - Closet Hardware

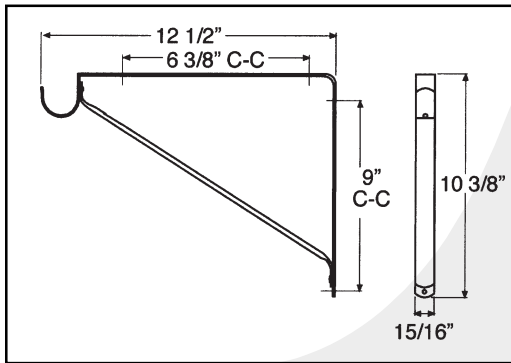
2800 - Shelf and Rod Support



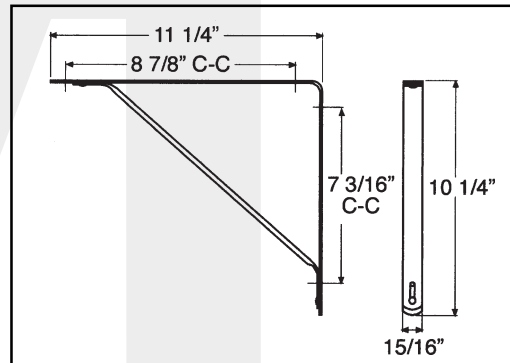
2805 - Shelf and Rod Support



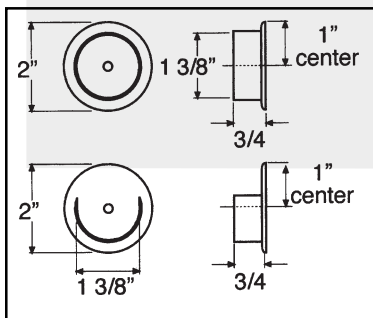
2810 - Shelf and Rod Support



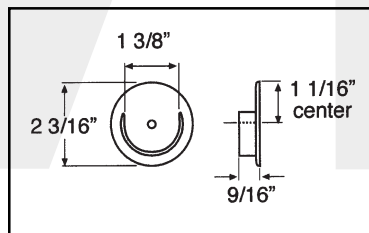
2815 - Fixed Shelf Support



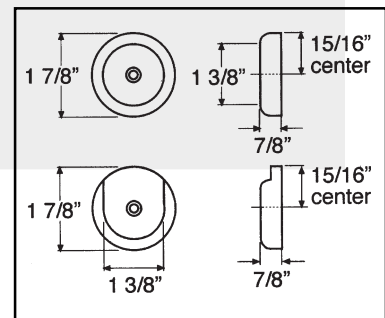
2820 - Pole Socket



2830 - Pole Socket



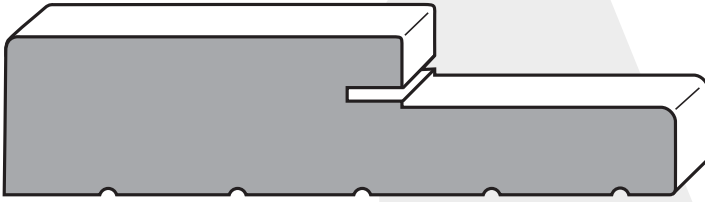
2840 - Pole Socket



PART NO.	DESCRIPTION	FINISH	LIST PRICE
9TAY2800	SHELF AND ROD SUPPORT	IVORY	X
9TAY2805	SHELF AND ROD SUPPORT	IVORY	X
9TAY2810	SHELF AND ROD SUPPORT	IVORY	X
9TAY2815	FIXED SHELF SUPPORT	IVORY	X
9TAY2820	POLE SOCKET STANDARD DUTY	WHITE	X
9TAY2820PB	POLE SOCKET BRASS	POLISHED BRASS	X
9TAY2830	POLE SOCKET HEAVY DUTY	WHITE	X
9TAY2840	POLE SOCKET WOOD	WOOD	X

ABS - AMERICAN BUILDING SUPPLY, INC.

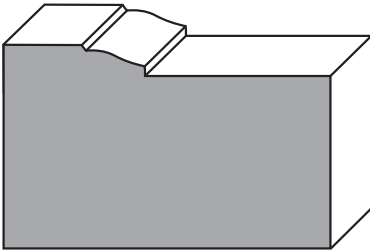
PRIMED FRAMES & BRICKMOULD



KERFED FRAME

	6/8	8/0
AURALAST PRIMED 4-5/8 FRAME SR 2-3/16 KERFED PAIRS	x	x
AURALAST PRIMED 6-5/8 FRAME SR 2-3/16 KERFED PAIRS	x	x
AURALAST PRIMED 7-1/4 FRAME SR 2-3/16 KERFED PAIRS		x

198

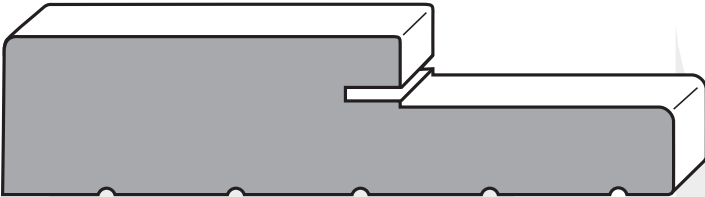


WM-180 BRICKMOULD 1-1/4 x 2

AURALAST PRIMED BRICKMOULD PAIRS '8/0	x
---------------------------------------	---

199

SOLID FRAMES



KERFED FRAME

	8/0
AURALAST SOLID 4-5/8 FRAME SR 2-3/16 KERFED PAIRS	x
AURALAST SOLID 6-5/8 FRAME SR 2-3/16 KERFED PAIRS	x

200